

# Hi-MO 6

Explorer

## LR5-54HTH 415~435M

- Suitable for Distribution Market
- Simple design embodies modern style
- Better energy generation performance
- High-quality module guarantees long-term reliability

15

15-year Warranty for  
Materials and Processing

25

25-year Warranty for Extra  
Linear Power Output

### Complete System and Product Certifications

IEC 61215, IEC 61730, UL 61730

ISO9001:2015: ISO Quality Management System

ISO14001: 2015: ISO Environment Management System

ISO45001: 2018: Occupational Health and Safety

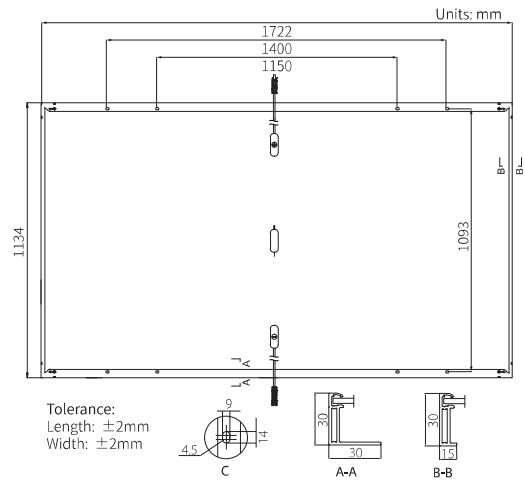

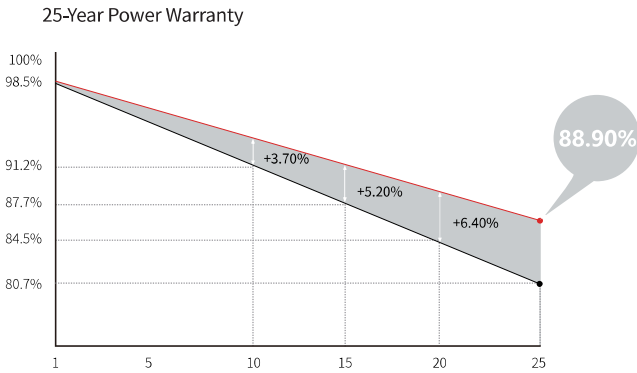
IEC62941: Guideline for module design qualification and type approval

**LONGI**



<b>22.3%</b> MAX MODULE EFFICIENCY	<b>0~3%</b> POWER TOLERANCE	<b>&lt;1.5%</b> FIRST YEAR POWER DEGRADATION	<b>0.40%</b> YEAR 2-25 POWER DEGRADATION
--	-----------------------------------	--	--

## Additional Value



## Mechanical Parameters

Cell Orientation	108 (6×18)
Junction Box	IP68, three diodes
Output Cable	4mm <sup>2</sup> , ±1200mm length can be customized
Glass	Single glass, 3.2mm coated tempered glass
Frame	Anodized aluminum alloy frame
Weight	20.8kg
Dimension	1722×1134×30mm
Packaging	36pcs per pallet / 216pcs per 20' GP / 936pcs per 40' HC

## Electrical Characteristics

STC : AM1.5 1000W/m<sup>2</sup> 25°C    NOCT : AM1.5 800W/m<sup>2</sup> 20°C 1m/s    Test uncertainty for Pmax: +3%

Module Type	LR5-54HTH-415M		LR5-54HTH-420M		LR5-54HTH-425M		LR5-54HTH-430M		LR5-54HTH-435M	
	STC	NOCT	STC	NOCT	STC	NOCT	STC	NOCT	STC	NOCT
Testing Condition	STC	NOCT	STC	NOCT	STC	NOCT	STC	NOCT	STC	NOCT
Maximum Power (Pmax/W)	415	310	420	314	425	318	430	321	435	325
Open Circuit Voltage (Voc/V)	38.53	36.18	38.73	36.36	38.93	36.55	39.13	36.74	39.33	36.93
Short Circuit Current (Isc/A)	13.92	11.24	14.00	11.31	14.07	11.36	14.15	11.43	14.22	11.49
Voltage at Maximum Power (Vmp/V)	32.24	29.42	32.44	29.60	32.64	29.78	32.84	29.97	33.04	30.15
Current at Maximum Power (Imp/A)	12.88	10.54	12.95	10.60	13.03	10.67	13.10	10.72	13.17	10.78
Module Efficiency(%)	21.3		21.5		21.8		22.0		22.3	

## Operating Parameters

Operational Temperature	-40°C ~ +85°C
Power Output Tolerance	0 ~ 3%
Voc and Isc Tolerance	±3%
Maximum System Voltage	DC1500V (IEC/UL)
Maximum Series Fuse Rating	25A
Nominal Operating Cell Temperature	45±2°C
Protection Class	Class II
Fire Rating	UL type 1 or 2 IEC Class C

## Mechanical Loading

Front Side Maximum Static Loading	5400Pa
Rear Side Maximum Static Loading	2400Pa
Hailstone Test	25mm Hailstone at the speed of 23m/s

## Temperature Ratings (STC)

Temperature Coefficient of Isc	+0.050%/°C
Temperature Coefficient of Voc	-0.230%/°C
Temperature Coefficient of Pmax	-0.290%/°C